

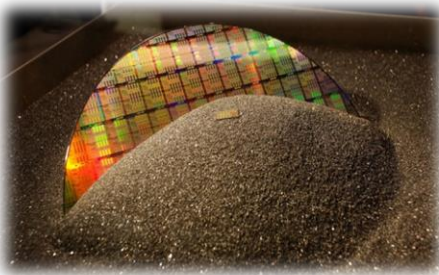
## COMPANY PROFILE

Stock Ticker	KOSDAQ 036930
Fiscal 2022 Revenue	437.7 Wbn
Founded	APR. 13, 1993
Headquarters	Gwangju, Gyeonggi, R.O.K
R&D Center	Yongin, Gyeonggi, R.O.K
Founder & CEO	Chul Joo, Hwang




## BUSINESS AREA

### SEMICONDUCTOR



Memory & Non-Memory



#### APPLICATION

- High-K
- Metal
- SiO / SiOC / SiON
- SiN / SiBN
- Oxidation
- Nitridation

### DISPLAY(LCD&OLED)



LCD & OLED



#### APPLICATION

- Barrier/Buffer
- TFT(LTPS / Oxide)
- Encapsulation
- TSP

### SOLAR CELL



HJT / Perovskite / Tandem



#### APPLICATION

- Turnkey Solution
- PE CVD
- RIE

# FINANCIAL FUNDAMENTALS

## Non-consolidated FINANCIAL STATEMENTS(Wbn)

### INCOME STATEMENT

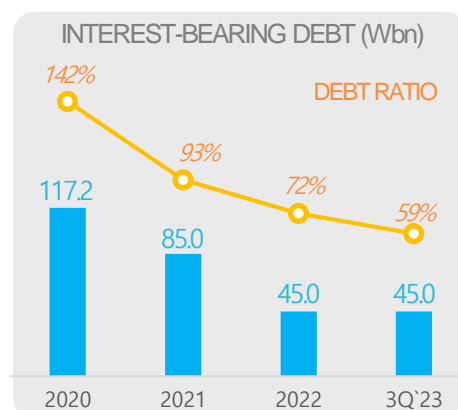
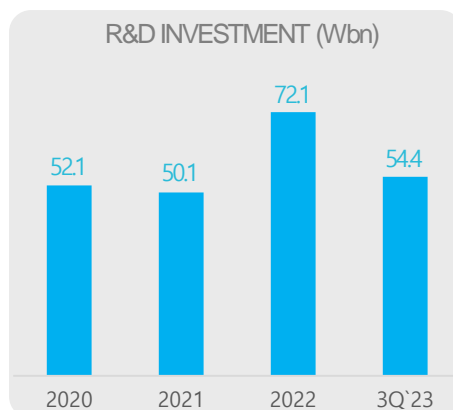
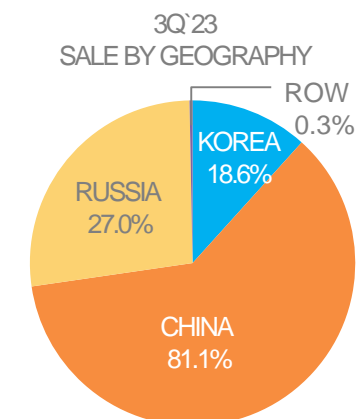
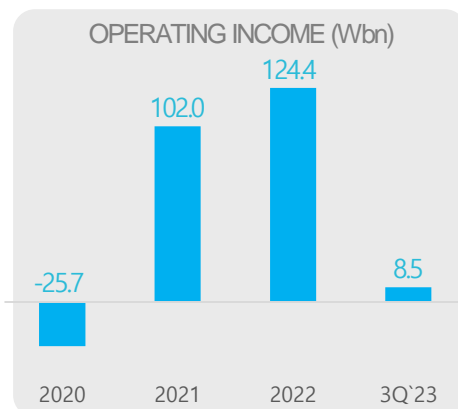
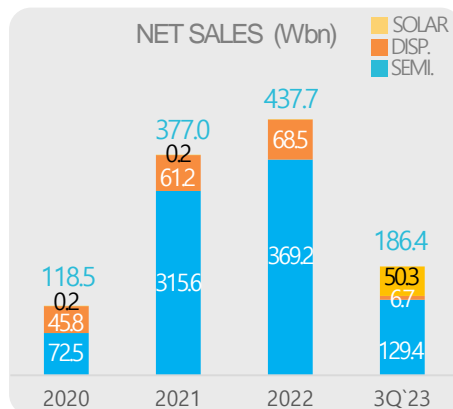
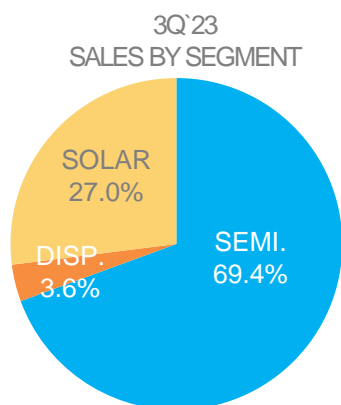
	3Q`23	3Q`22	2022	2021
Net Sales	86.1	105.1	437.7	377.0
Operating Income	6.0	31.3	124.4	102.0
- Ratio(%)	7.0	29.8	28.4	27.1
Net Income	3.7	32.0	106.7	144.9
- Ratio(%)	4.3	30.4	24.4	38.4

### BALANCE SHEET

Total assets	750.9	771.3	832.4	711.1
Total Liabilities	279.5	333.8	348.8	343.0
Total Stockholders' Equity	471.4	437.5	483.6	368.1

### CASH FLOW

Cash flows from operating activities	(47.8)	68.2	100.7	111.3
Cash flows from investing activities	(17.9)	(36.6)	(48.4)	6.9
Cash flows from financing activities	(10.0)	(48.1)	(48.4)	(18.0)
Net increase(decrease) in cash and cash equivalents	(75.7)	(16.5)	3.9	100.2
Cash and cash equivalents at beginning of year	120.3	118.8	118.8	17.6
Cash Asset Exchange Rate Effectiveness	1.1	3.9	(2.4)	0.9
Cash and cash equivalents at end of year	45.7	106.2	120.3	118.7



# APPENDIX

## SALES BREAKDOWN(Non-Consolidated)

(Wbn)

SALES BY SEGMENT	1Q`23	2Q`23	3Q`23	4Q`23	2023	2022	2021	2020
Semiconductor	66.1	30.2	33.1		129.4	369.2	315.6	72.5
Display	2.6	1.4	2.7		6.7	68.5	61.2	45.8
Solar cell	-	-	50.3		50.3	-	0.2	0.2
Total	68.7	31.6	86.1		186.4	437.7	377.0	118.5

SALES BY GEOGRAPHY		1Q`23	2Q`23	3Q`23	4Q`23	2023	2022	2021	2020
Local	Korea	15.0	3.7	3.2		21.9	220.7	175.1	62.5
	China	53.5	27.8	32.4		113.7	216.0	195.7	52.7
Overseas	Russia	-	-	50.3		50.3	-	-	-
	ROW	0.2	0.1	0.2		0.5	1.0	6.2	3.3
Sub total		53.7	27.9	82.9		164.5	217.0	201.9	56.0
Total		68.7	31.6	86.1		186.4	437.7	377.0	118.5

## BACKLOG (2023.09.30)

(Wbn)

Segment	Semi	Display	Solar Cell	Total
Sales	185.1	68.8	-	253.9
Ratio(%)	72.9%	27.1%	0.0%	100.0%

## CONTACT NUMBER

### MAIN

+82-31-760-7000

### IR/PR

+82-31-760-7107~10

### PURCHASING

+82-31-760-7245

### HR

+82-31-760-5504

JUSUNG ENGINEERING CO., LTD.

[Headquarter]

240 Opo-ro, Gwangju-si, Gyeonggi-do, Korea 12773

[Yongin R&D Center]

79 Sinjeong-ro, Yongin-si, Gyeonggi-do, Korea 17094

TEL : +81-31-760-7107~10

URL : <http://www.jusung.com>

**JUSUNG**  
ENGINEERING